

Dear Parent / Guardian,

As part of their Duke of Edinburgh's Award, your child will be attending the expedition. Please carefully note the information for times, locations, maps, and directions. Refer to this information alongside as postcode, as navigational systems vary and may not take you to the exact start location.

Please keep the start and finish locations as safe as possible by minimising the volume of cars in the car park. This can be achieved through car sharing, arriving at the allocated time, the young person signing in and out, and either dropping off or collecting as swiftly as possible. Thank you for your understanding. Pre-ordered rucksacks will be available in the car park. Please seek assistance from GOtC staff if required. We are always available to help.

Every expedition is unique making it difficult to be precise with an exact finish time. All participants are asked to try to phone home during their last morning to inform you of their anticipated finishing time. However, if you do not hear from them, please aim for the mid-point of the expected times.

During training expeditions, GOtC staff will be walking directly with groups in the early stages focusing on teaching navigation. As the skills and confidence of the group progresses, supervision will become more remote. This will then become more akin to qualifying expeditions where techniques such as observation, check-pointing and trailing are employed, as appropriate to monitor all participants.

It is essential that each participant brings a waterproof jacket and pair of waterproof trousers as an additional layer that can be put on over their clothes for every expedition. As part of their preparation for this expedition participants have been given training and/or printed information on kit, food, and clothing. We recommend that at least one week prior to the expedition, parents and participants revisit this information. There is also an Expedition Kit list on www.dofe.org

If there is an emergency and you need to contact your child during the expedition, please call the phone number on this letter. It will divert to the staff onsite. This number will also be given to the young people, therefore only call for emergency reasons.

Thank you for your continued support and Get Outside the Classroom wish all participants the very best in their expedition experience.

Kind regards,

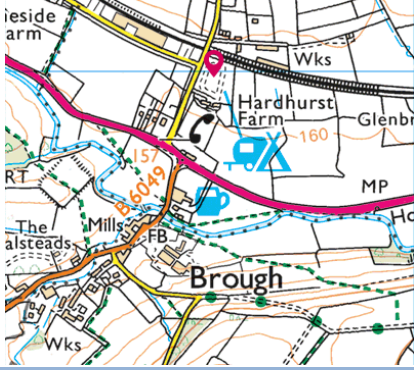
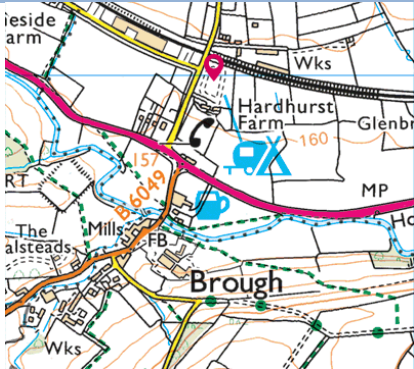



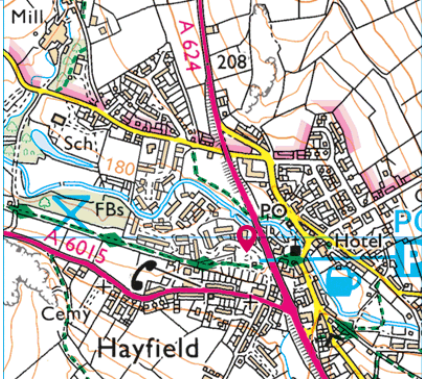
Director
Get Outside the Classroom

Expedition: Silver Training Expedition

School: Tytherington

Date: Friday 22nd – Sunday 24th March 2024

Start 18:00	Hardhurst Farm Campsite, Hope Valley S336RB What 3 Words momentous.logic . posting		From Cheshire your likely approach to Hardhurst is via Castleton and Hope on the A6187. To access the camp site, turn left at Brough, approx. 2.5 miles east of Castleton
Camp Night 1	Hardhurst Farm Campsite Hope Valley S336RB What 3 Words momentous.logic . posting		From Cheshire your likely approach to Hardhurst is via Castleton and Hope on the A6187. To access the camp site, turn left at Brough, approx. 2.5 miles east of Castleton
Camp Night 2	Newfold Farm Campsite Grindsbrook Booth Hope Valley S33 7ZD What 3 Words dozens.blazing . coasting		Newfold Farm campsite is located north of Edale station. Follow the lane past a campsite on the right and the church on the left. The campsite is the next left turn.

<p>Finish</p> <p>14.30 - 15.30</p>	<p>Hayfield Countryside Centre Station Road Hayfield SK22 2ES</p> <p>What 3 Words difficult.savers. laptops</p>		<p>The visitor's centre is located just north of the junction between the A6015 with the A624 in Hayfield. Parking and toilets are available.</p>
--	--	--	---