

Dear Parent / Guardian,

As part of their Duke of Edinburgh's Award, your child will be attending the expedition. Please carefully note the information for times, locations, maps, and directions. Refer to this information alongside as postcode, as navigational systems vary and may not take you to the exact start location.

Please keep the start and finish locations as safe as possible by minimising the volume of cars in the car park. This can be achieved through car sharing, arriving at the allocated time, the young person signing in and out, and either dropping off or collecting as swiftly as possible. Thank you for your understanding. Pre-ordered rucksacks will be available in the car park. Please seek assistance from GOtC staff if required. We are always available to help.

Every expedition is unique making it difficult to be precise with an exact finish time. All participants are asked to try to phone home during their last morning to inform you of their anticipated finishing time. However, if you do not hear from them, please aim for the mid-point of the expected times.

During training expeditions, GOtC staff will be walking directly with groups in the early stages focusing on teaching navigation. As the skills and confidence of the group progresses, supervision will become more remote. This will then become more akin to qualifying expeditions where techniques such as observation, check-pointing and trailing are employed, as appropriate to monitor all participants.

It is essential that each participant brings a waterproof jacket and pair of waterproof trousers as an additional layer that can be put on over their clothes for every expedition. As part of their preparation for this expedition participants have been given training and/or printed information on kit, food, and clothing. We recommend that at least one week prior to the expedition, parents and participants revisit this information. There is also an Expedition Kit list on www.dofe.org.

If there is an emergency and you need to contact your child during the expedition, please call the phone number on this letter. It will divert to the staff onsite. This number will also be given to the young people, therefore only call for emergency reasons.

Thank you for your continued support and Get Outside the Classroom wish all participants the very best in their expedition experience.

Kind regards,






Director
Get Outside the Classroom

Expedition: Bronze Qualifying – Willow Barn Camp

School: Tytherington School

Date: Saturday 5th – Sunday 6th July 2025

<p>Start</p> <p>Wave 1 – 9.20am</p> <p>Wave 2 – 9.40am</p>	<p>Sound Heath car park, Newtown Rd, Broomhall, Nantwich, CW5 8BX</p> <p>What 3 words Shrub. glorified. dollars</p>		<p>From the south of Nantwich, follow the A530 Whitchurch Road. Take the right onto Sound Lane and the small car park is on the left. There is a height barrier. Dropping off is always safer as it limits the volume of vehicles in the car park. Thank you.</p>
<p>Camp</p>	<p>Willow Barn Marbury SY13 4NB</p> <p>What 3 words Document. Shine. tallest</p>		<p>Care is needed to find the entrance to this camp. From Whitchurch follow Alport road onto Mile bank road towards Marbury. The lane is narrow and full of potholes. Keep left at the fork to join Hollins Lane. Go 500m past the first buildings on the right and there is a gate way into the camping field on the right.</p>
<p>Finish</p> <p>14.30 - 15.30</p>	<p>Bishop Heber High School Malpas SY14 8JD</p> <p>What 3 words Headboard. plan. thanks</p>		<p>Bishop Heber is located on the outskirts of Malpas on the B5069. As you approach the town the school is on the right-hand side. There is a large layby just before you reach the school for drop off/pick up.</p>